

SIGMA JET

NEW GENERATION INDUCTION SEALERS



Touch Screen control for inspection & rejection.

Easy to use and intuitive touch screen design.

Supervisory password protection with operator lockout.

Recipe Management.

Internal monitoring of all critical operating data.

Max. line speed 100 FPM.

CFR 21 compliance possible.



ED - VANTAGES



Cost Effective



Leak Proof



Tamper Evident



Assured Quality



Environmental Friendly



Higher Productivity

ONLINE INDUCTION CAP SEALING MACHINE



MODEL SIGMA - JET (Air Cooled)

Sigma JET is well known for its trouble free and reliable performance. World over, round the clock, these sealers have performed continuous duty operations in various industrial applications.

Ease of operation and reliable performance is what makes this system most preferred by factory managers and packaging engineers.

With over 25 years experience in the packaging industry, our R & D team has many opportunities to apply Induction Sealing technology for various container shapes and sizes. As a result, customers can choose from a standard flat sealing head, tunnel sealing head or a customized sealing head for almost any closure design including CRC caps, Dome caps, Sports caps, Snap-On caps etc.

If you have a product filled in a container NO MATTER WHAT SHAPE & SIZE, WE WILL SEAL IT at your desired line speeds.

Sigma JET is shipped fully assembled and designed to fit into most production lines without making modifications. The built-in castors provide added mobility to be moved from one line to another.

FEATURES


















Physical Design Features

- **Compact all-in-one design:** Easily Movable: The machine is mounted on a wheel based unit which provides mobility. Easy for line relocation.
- **Single Body, "on conveyor" mounting system.**
- **Front panel with easy to use membrane switches.**
- **Sealing head movement standard : 300mm**
Sealing head design : Flat / Tunnel / Universal
customized sealing head available as per pack design

SPECIFICATIONS :  Marked

Input	415V ± 10% V AC, Three Phase, 50/60 Hz
Max. Line Speed	100 feet/minute
Cap Size	20-120 mm
Net Wt.	150 Kg
Dimensions	1800mm (H) x 770mm (W) x 850mm (L)

ONLINE QUALITY CHECK / DETECTION SYSTEM FEATURES (OPTIONAL*)

	No Cap Detector Detects the Absence of Cap Automatically
	No Foil Detector Detect the presence or absence of an induction foil liner/wad in the cap / bottle.
	Bottle Jamming Detectors Detect backup of bottle at in-feed & out-feed.
	Bottle Counter Automatically counts and displays the number of sealed and rejected bottles.
	Batch Processor You can specify how many bottle you would like to seal in the batch.
	Recipe Storage & Recall Customer can store recipe of the production.
	Auto Stop / Auto Start / Power Saving Mode Power Saving feature if detects NO container passing through system machine will stop. It will start as it detects containers passing through the system
	Conveyor Stop System System may stop conveyor upon with Auto Stop and Auto Start.
	Tower Light and Alarm This tower light will give signal of problem and buzz the alarm to be notified.
	High/Crooked Cap Detector Detects improperly capped containers or crooked caps, tilted caps.
	Auto Reject System Upon detection of defective bottle this air forced system will take the bottle out of the line (Customer must provide compressed air).
	Touch Screen
	Excess Faults Alarm / Consecutive Faluts Alarm
	Multi Level Password Control
	Auto Bottle Supplier
	Reject Bottle Verification
	CFR 21 Compliance Possible